



Gildan® Ladies Heavy Cotton™ 100% Cotton T-Shirt. 5000L



- 5.3-ounce, 100% cotton
- Seamless double-needle 1/2" collar
- 50/50 cotton/poly (Graphite Heather)
- Taped neck and shoulders
- Tearaway label
- Side seamed with tapered fit
- Cap sleeves
- Double-needle sleeves and hem

CARE INSTRUCTIONS

Machine wash warm, inside out with like colors, only non-chlorine bleach when needed, do not use fabric softener. Tumble dry low. Cool iron if needed, exclusive of decoration, do not dry clean.

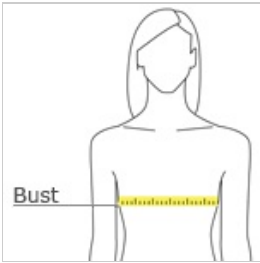


front



back

HOW TO MEASURE



















BUST

With arms down at sides, measure around the upper body, under arms and around the fullest part of the bust.

SIZE CHART

	S	M	L	XL	2XL	3XL
Size	4/6	8/10	12/14	16/18	18/20	20/22

COLOR INFORMATION

 Azalea PMS 2045 C	 Black PMS 426 C	 Carolina Blue PMS 659 C	 Charcoal PMS COOL GREY 10 C	 Coral Silk PMS 184 C	 Graphite Heather PMS 424 C	 Heliconia PMS 213 C	 Maroon PMS 7644 C	 Navy PMS 533 C	 Orange PMS 2026 C	 Purple PMS 2112 C
 Red PMS 199 C	 Royal PMS 7686 C	 Sapphire PMS 641 C	 Sport Grey PMS COOL GREY 7 C	 White PMS WHITE 7 C						

*Not all sizes are available in every color.